



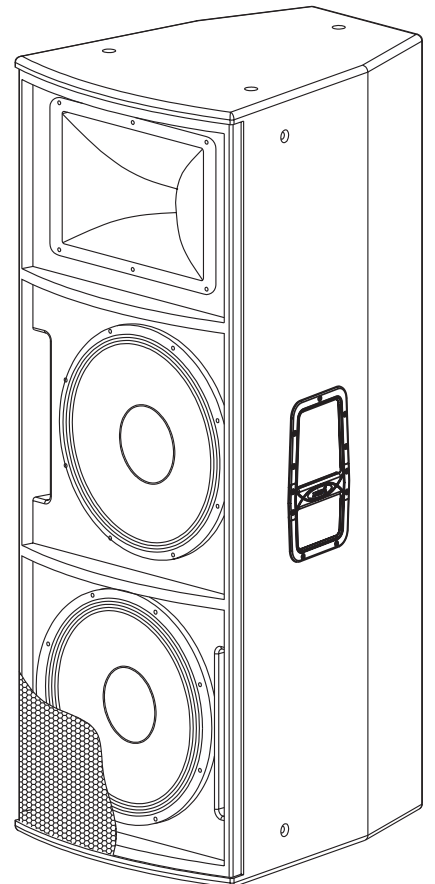
# ***K-DRIVE 2154A***

***User's Manual***

***K-DRIVE 2154A***

***PRO-CONCERT LEVEL PASSIVE AUDIO ENCLOSURE***

---



**2x15"**

**ACTIVE  
SPEAKER**

## Important Safety Instructions



TO REDUCE THE RISK OF ELECTRIC SHOCK PLEASE DO NOT REMOVE THE COVER OR THE BACK PANEL OF THIS EQUIPMENT. THERE ARE NO PARTS NEEDED BY USER INSIDE THE EQUIPMENT. FOR SERVICE, PLEASE CONTACT QUALIFIED SERVICE CENTERS.



This symbol, wherever used, alerts you to the presence of un-insulated and dangerous voltages in the product enclosure. These are voltages that may be sufficient to constitute the risk of electric shock or death.



This symbol, wherever used, alerts you to important operating and maintenance instructions. Please read.



Protective Ground Terminal



AC mains (Alternating Current)



Hazardous Live Terminal

ON: Denotes the product is turned on.

OFF: Denotes the product is turned off.

### CAUTION

Describes precautions that should be observed to prevent damage to the product.

1. Read this Manual carefully before operation.
2. Keep this Manual in a safe place.
3. Be aware of all warnings reported with this symbol.
4. Keep this Equipment away from water and moisture.
5. Clean it only with dry cloth. Do not use solvent or other chemicals.
6. Do not damp or cover any cooling opening. Install the equipment only in accordance with the Manufacturer's instructions.
7. Power Cords are designed for your safety. Do not remove Ground connections! If the plug does not fit your AC outlet, seek advice from a qualified electrician. Protect the power cord and plug from any physical stress to avoid risk of electric shock. Do not place heavy objects on the power. This could cause electric shock or fire.
8. Unplug this equipment when unused for long periods of time or during a storm.
9. Refer all service to qualified service personnel only. Do not perform any servicing other than those instructions contained within the User's Manual.
10. To prevent fire and damage to the product, use only the recommended fuse type as indicated in this manual. Do not short-circuit the fuse holder.

### WARNING

To reduce the risk of electric shock and fire, do not expose this equipment to moisture or rain.



Dispose of this product should not be placed in municipal waste and should be separate collection.

Before replacing the fuse, make sure that the product is OFF and disconnected from the AC outlet.

11. Move this Equipment only with a cart, stand, tripod, or bracket, specified by the manufacturer, or sold with the Equipment. When a cart is used, use caution when moving the cart / equipment combination to avoid possible injury from tip-over.



12. Permanent hearing loss may be caused by exposure to extremely high noise levels. The US. Government's Occupational Safety and Health Administration (OSHA) has specified the permissible exposure to noise level. These are shown in the following chart:

Hours x day	SPL	Example
8	90	Small gig
6	92	Train
4	95	Subway train
3	97	High level desktop monitors
2	100	Classic music concert
1.5	102	
1	105	
0.5	110	
0.25 or less	115	Rock Concert

According to OSHA, an exposure to high SPL in excess of these limits may result in the loss of hearing. To avoid the potential damage of hearing, it is recommended that Personnel exposed to equipment capable of generating high SPL use hearing protection while such equipment is under operation.

The apparatus shall be connected to a mains socket outlet with a protective earthing connection.

The mains plug or an appliance coupler is used as the disconnect device, the disconnect device shall remain readily operable.

## Table of Content

---

1. PROLOGUE .....	4
2. USEFULL TIPS .....	4
3. USEFULL DATA .....	4
4. BACK PANEL DESCRIPTION.....	5
5. CONNECTING PLATE .....	6
6. FREQUENCY RESPONSE DIAGRAM.....	7
7. WIRE CONNECTIONS .....	8
8. TECHNICAL SPECIFICATIONS.....	9
9. GUARANTEE .....	10

# 1

## Prologue

---

Thank you for choosing **TOPP PRO**. The new **TOPP PRO MUSIC GEAR K-DRIVE 2154A** cabinet have been designed to provide a cost effective high grade solution while maintainig high quality cabinet construction and optimum components.

The **K-DRIVE 2154A**, depending on the model, can be used for all types of applications including, but not limited to, churches, conference centers and discos. The woofer and neodymium driver combination provides excellent performance rivaling those cabinets costing much more.

Our Professional Audio Products are designed and tested by a highly qualified engineering team with more than 20 years of experience. Great pride & care is placed in delivering products with excellent performance, specifications and dependa ble reliability. Also great emphasis is placed in creating and bringing to market products that can fill multiple applications and also offer customers exceptional values. Every **TOPP PRO** Audio product istested and must comply to very strict Standards.

# 2

## Usefull Tips

---

- Speakers should be placed in a position that allows for unobstructed sound projection. In many instances is beneficia! for speakers to elevate on tripod stands to achieve maximum dispersion and reach. Consider TSS209 PRO speaker stand or equivalent to raise speakers.
- Use professional advice or service when hanging and installing speakers. Please takes precautions to secure them to prevent them from falling and hurting someone, damaging cabinet or components. Please comply with all pertinent Regulations.
- Use quality cables. Using quality cables ensure best possible sound. Consider using TOPP PRO 16or14 gauge cables or equivalent.
- For best results match the speakers to a good amplifier that matches the wattage and impedance of your speakers. Proper amplification power results in good quality audio and longer component life. Check out.
- Avoid pointing microphone directly at an amplified speaker otherwise could cause feedback possible damaging speaker components and your hearing.

# 3

## Usefull Data

---

Please write your serial number here for future reference.

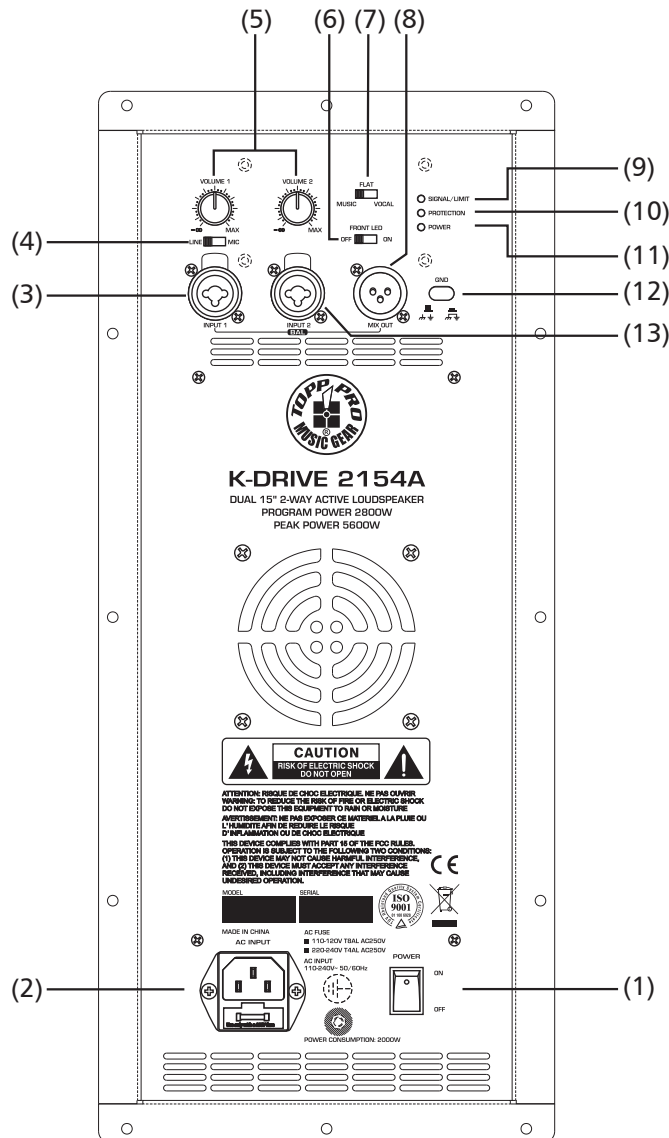
Serial Number:

Date of Purchase:

Purchased at:

## Back Panel Description

### Active Subwoofer K-DRIVE 2154A



#### AMP INTERFACE

- (1) Bi-polar main power switch
- (2) Ac power socket with main fuse
- (3) Line/mic input on combo connector
- (4) "INPUT SENSITIVITY" switch for line&mic
- (5) Volume control
- (6) Front led disable switch
- (7) DSP Processing (MUSIC, FLAT, VOCAL)
- (8) Mix out on XLR connector
- (9) Clip indicator indicator
- (10) Protection indicator
- (11) Power indicator
- (12) Ground switch
- (13) Line input on combo connector

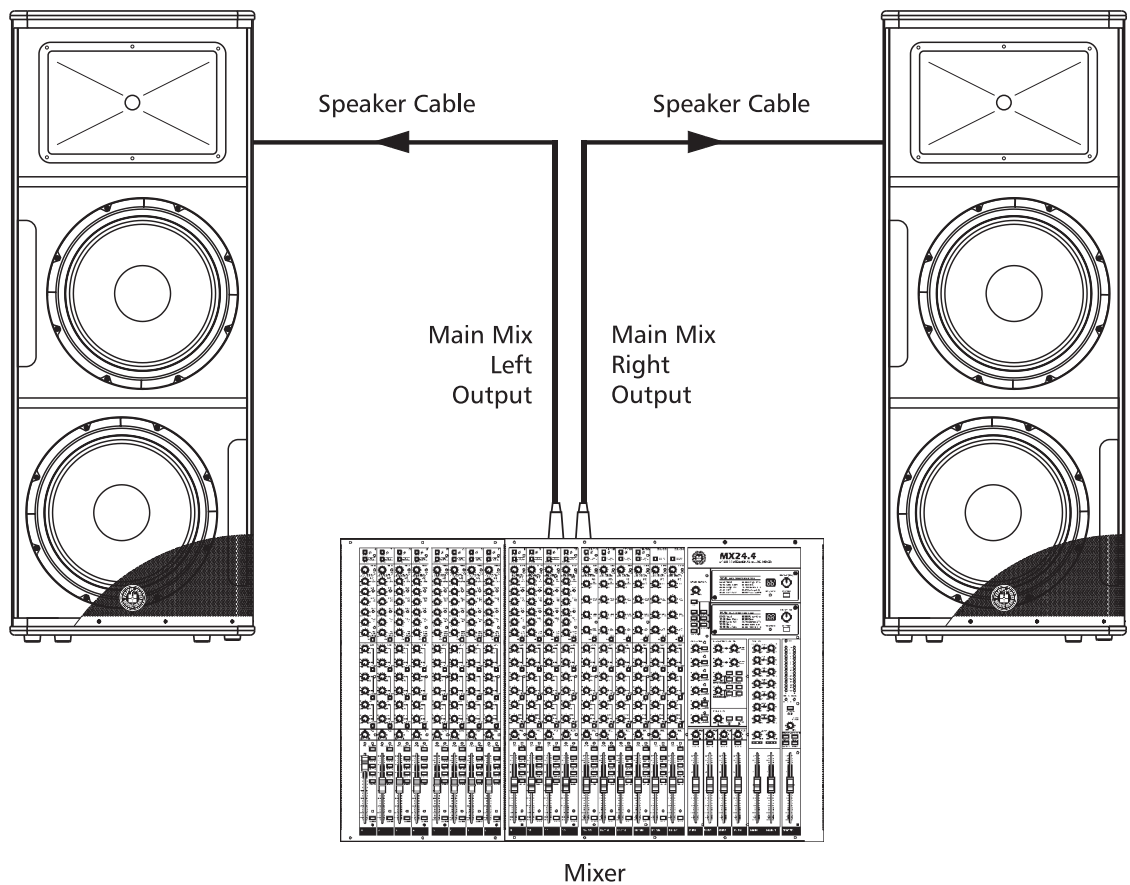
# 5

## Connection Plate

Make your initial connections with all the equipment powered off, and ensure that all the main volume controls are turned down completely.

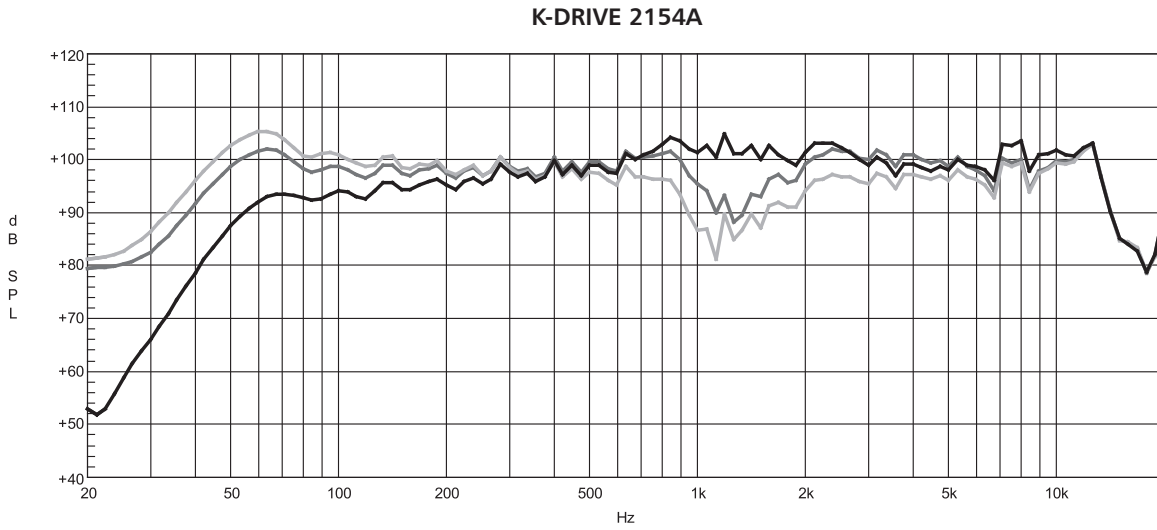
### For Active Full Range Speaker System

- 1) Connect one side of the signal cable at your mixer into the Output Left / Right (with Stereo Jack or XLR) and the other side of the cable into the Line Input (COMBO) of your active speaker cabinet (with Stereo Jack or XLR).
- 2) Connect the power cord to main.
- 3) Turn ON your mixer first, then the active speaker cabinets.
- 4) Turn up the volume control of the cabinets.
- 5) Use PFL function to get the proper input level for the mixer, and adjust the Main Mix Level control to reach the desired output level.
- 6) After use, turn off your active speaker cabinets first, then the mixer.



## Frequency Response Diagrams

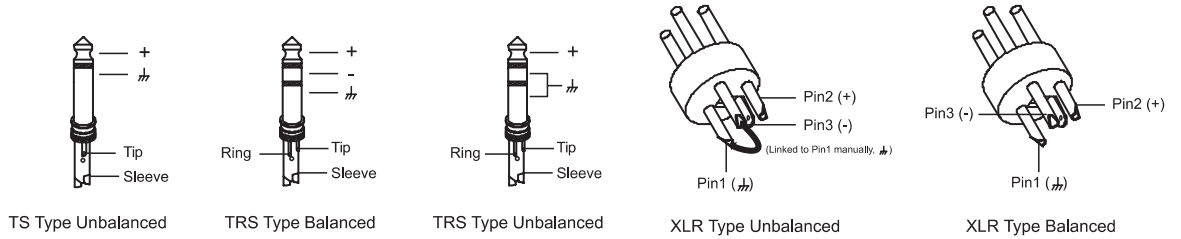
6



# 7

## Wire Connections

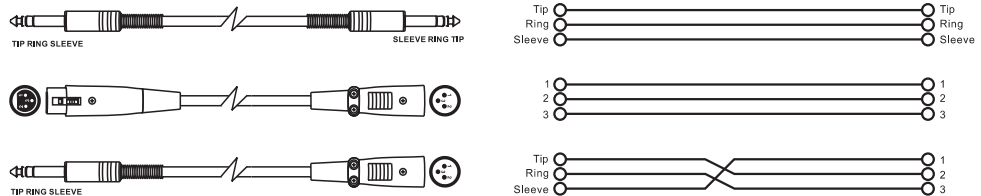
Either the 1/4" TRS phone jack or XLR connector can be wired in balanced and unbalanced modes, which will be determined by the actual application status, please wire your system as the following wiring examples:



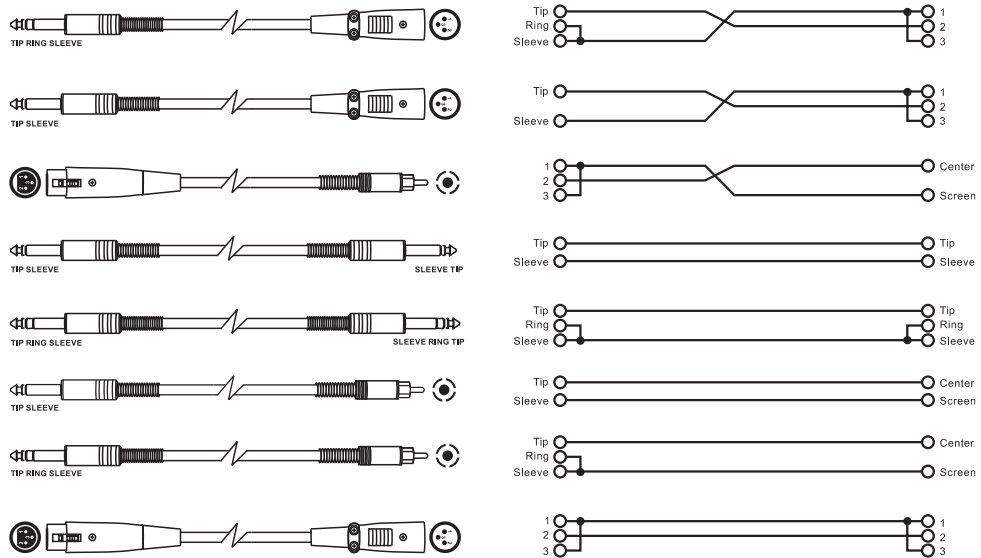
### In-line Connection

For these applications the unit provides 1/4" TRS and XLR connectors to easily interface with most professional audio devices. Follow the configuration examples below for your particular connection:

#### • Balanced



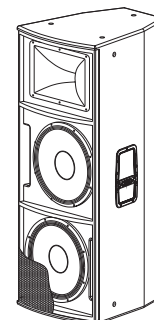
#### • Unbalanced





## Technical Specifications

8



Model Active	<b>K-DRIVE 2154A</b>
System Type	2-Way Active Vented Cabinet
Power Rating	1400W Continuous Class D, 2800W PROGRAM, 5600W PEAK
Maximum Peak SPL	136dB
Frequency Response	35Hz~18KHz(-6dB)
High-Frequency	2" Exit Compression Driver, 3" Voice Coil
Low-Frequency	2*15" Woofer, 3" Voice Coil
Horn Coverage	90°H / 60°V
Input Connectors	2*1/4" TRS or XLR(COMBO)/MIX OUT-One XLR-M Balanced
DSP Processing	EQ Presets(MUSIC, FLAT, VOCAL)
External Controls	VOLUME Control / Power ON with Green LED / Protection and Limiter with Red LED / Ground Lift switch / EQ Presets(MUSIC, FLAT, VOCAL) / Front LED Off / Line-MIC Switch
Electronic Protections	Thermal / Convection-Fan / Overload / Limit / Compressor
Power Supply	AC 110-240V~50/60Hz, Switchable mode with PFC
Enclosure Construction	Plywood cabiner, resistant black paint, metal grille with black foam, rubber feet
Suspension/Mounting	Two handles, twelve fly points
Dimensions(H×W×D)	497mm(19.57")×1298mm(51.1")×600mm(23.62")
Net weight	65KG/143.3Lbs

# 9

## Guarantee

---

**Topp Pro** guarantees the normal operation of the product against any defect of manufacture and/or vice of material, by the term of (12) months, counted as of the date of purchase on the part of the user, committing itself to repair or to change, to its election, without position some, any piece or component that will fail in normal conditions of use within the mentioned period.

This guarantee is valid if the original buyer will have to present/display this certificate properly sealed and signed by the selling house, accompanied by the corresponding invoice of purchase where it consisted the model and serial number of the acquired equipment.

The guarantee does not cover:

- Damages caused by the illegal use of the product, repair and/or nonauthorized modification conducted by people by **Topp Pro**.
- Damages caused by the connection of the equipment to other equipment different from the specified ones in the manual of use, or by bad connection to these last ones.
- Damages caused by electrical storms, blows and/or incorrect transport.
- Damages caused by excesses or falls of tension in the network or by connection to networks with a tension different from the required one by the unit.
- Damages caused by the presence of sand, acid of batteries, water, or any strange element inside the equipment.
- Deteriorations produced by the course of the time, use and/or normal wear of the unit.
- Alteration or absence of the serial number of factory of the equipment.

The repairs could only be carried out the authorized technical service by **Topp Pro**, that will inform about the term and other details into the repairs to take place according to this guarantee.

**Topp Pro**, will repair this unit in counted a term nongreater to 30 days as of the date of entrance of the unit to the Technical Service. In those cases in that due to the particularity of the spare part, outside necessary their import, the repair time and the viability of the same one will be subject to the effective norms for the import of parts, in which case one will inquire to the user about the term and possibility into repair.

With the object of its correct operation, and of the validity of this one guarantee, this product will have to be installed and to be used according to the instructions that are detailed in the manual associate or the package of the product.

This unit will be able to appear for its repair, next to the invoice of purchase (or any other proof where the date of purchase consists), to its authorized distributor **Topp Pro** or an authorized technical center on watch by **Topp Pro**.

Exclusion of damages:

THE RESPONSABILITY OF **TOPP PRO** BY ANY DEFECTIVE PRODUCT IS LIMITED THE REPAIR OR THE REPLACEMENT OF HE HIMSELF, TO TOPP OPTION PRO. IF WE CHOSE TO REPLACE THE PRODUCT, THE REPLACEMENT CAN BE A RECONDITIONATED UNIT. TOPP PRO WILL NOT BE RESPONSIBLE BY THE DAMAGES BASED ON THE LOST, INCONVENIENCE, LOSS OF USE, BENEFITS, LOST SAVINGS, BY THE DAMAGE TO OTHER EQUIPMENT OR OTHER ARTICLES IN THE USE SITE, OR BY ANY OTHER DAMAGE IF HE IS FORTUITOUS, CONSEQUENT OR OF ANOTHER TYPE, ALTHOUGH TOPP PRO HAS BEEN NOTICED OF THE POSSIBILITY OF SUCH DAMAGES.

Some states do not allow to the exclusion or the limitation to the fortuitous or consequent damages, so the aforesaid limitation can not be applied to you.

This guarantee gives specific legal rights him, you you can also have other right that varies of state to state.





***TOPP PRO MUSIC GEAR***

*[www.topppro.com](http://www.topppro.com)*

***K-DRIVE***  
***2154A***